

## Pack for the sound 'th' in the middle of words



**This pack should only be used under the guidance of a Speech and Language Therapist**

Original Concepts by Speech and Language Therapists in Hull and East Yorkshire  
Updated by Rona Gaffney 2015

© Speech and Language Therapy, Humber NHS Foundation Trust



| D.O.B:   |  |  |         |                |
|--|--|--|---------|----------------|
| Name:<br>School:   |  |  |         |                |
| Overall aim(s)   | Where am I now?  | What will I achieve?   | Outcome | Actual Outcome |
| To help the child improve their speech production skills to their full potential           | The child is not using 'th' in the middle of words in their speech | The child will be able to produce 'th' correctly in the middle of words in sentences during structured therapy activities 80% of the time. |         |                |
| Therapy package: Targets will be reviewed as agreed with the speech and language therapist | Timescale: As agreed with the speech and language therapist        | Factors contributing to outcome: Commitment from adults working with the child and regularity of practice.                                 |         |                |

Please work through the following activities. If you have any questions or feel that the targets have been achieved, please contact the speech and language therapist.



## Pyramid Game

### How to play:

- Start at the bottom of the pyramid, ask the child to say the sound correctly three times, the child can colour in each box they produce correctly.
- If the child is able to produce the sound 3 times, then they may move onto the next square
- Continue the game until they reach the top of the pyramid

Created by Roxanne Parr 2015

© Speech & Language Therapy, Humber NHS Foundation Trust





Improving Health  
and Wellbeing



Humber  
NHS Foundation Trust



|                      |                      |                      |                      |
|----------------------|----------------------|----------------------|----------------------|
| <i>th</i>            | <i>th</i>            | <i>th</i>            | <i>th</i>            |
| <input type="text"/> | <input type="text"/> | <input type="text"/> | <input type="text"/> |
| <input type="text"/> | <input type="text"/> | <input type="text"/> | <input type="text"/> |
| <input type="text"/> | <input type="text"/> | <input type="text"/> | <input type="text"/> |

Created by Roxanne Parr 2015

[www.humber.nhs.uk](http://www.humber.nhs.uk)

© Speech & Language Therapy, Humber NHS Foundation Trust



# Duckling Game

## You will need:

- Pond with bridge on
- Duck (cut out)
- Phonics cards for vowels (e.g. Jolly Phonics, Read Write Inc)

## How to play:

- Place a vowel card in the space on each side of the 'th' on the bridge
- Place the duck at one side of the bridge
- Every time the child says the three sounds correctly the duck moves forward one space across the bridge
- If the child gets a sound wrong, the duck will need to go back one space
- Once the child has reached the end of the bridge and the duck is safely at the other side, the game is completed.

Created by Roxanne Parr .2015

© Speech & Language Therapy, Humber NHS Foundation Trust



th

th

th

th

th

th

th

th



Created by Roxanne Parr 2015

© Speech & Language Therapy, Humber NHS Foundation Trust



## Lotto Game

- Each player has a lotto board.
- Spread the cards out on the table with the pictures face down so you can't see them.
- Take it in turns to choose a card.
- Say what the picture is, remembering to use your special sound.
- Match the picture to the correct lotto board.
- The winner is the player who gets all the pictures on their board first.
- This game can be played at 3 levels of difficulty (see below). Ask your therapist at which level to play the game.

**LEVEL 1 – (SINGLE WORDS)** Say the words – as above.

**LEVEL 2 – (TARGET WORDS IN PHRASES)** Say the target word in this set phrase “I've got the .....

**LEVEL 3 – (TARGET WORDS IN SENTENCES)** Say the target word in your own sentence.











Improving Health  
and Wellbeing



Humber  
NHS Foundation Trust

|  |  |  |
|--|--|--|
|   |    |   |
|  |  |  |


th in the middle of words

Updated by Rona Gaffney 22.08.14

toothbrush, bathroom, feather, weather, athlete, birthday

© Speech and Language Therapy, Humber NHS Foundation Trust

[www.humber.nhs.uk](http://www.humber.nhs.uk)












Improving Health  
and Wellbeing



Humber  
NHS Foundation Trust



## Rocket Jigsaw

YOU WILL NEED A DICE TO PLAY THIS GAME

Cut out the Rocket pieces with numbers on.

Each player is given a rocket board with various pictures beginning or ending with your child's target sound.

Take it in turns to shake the dice and find the correct rocket piece with that number on.

Place the rocket piece in the correct place on your rocket board and say the picture you are covering over.

Remember to use your target sound.

The winner is the player who covers all their pictures over first.

This game can be played at 3 levels of difficulty (see below).  
Ask your therapist at which level to play the game.


LEVEL 1 – (SINGLE WORDS) Say the words you cover over – as above.


LEVEL 2 – (TARGET WORDS IN PHRASES) Say the target word in this set phrase "I've got the ....."


LEVEL 3 – (TARGET WORDS IN SENTENCES) Say the target word in your own sentence.

Designed by Olla Splitt 2009  
Updated by Rona Gaffney 2015










toothbrush, panther, feather, python, grandmother, toothpaste

Designed by: Olla Splitt 2009  
Updated by Rona Gaffney 2015

© Speech & Language Therapy, Humber NHS Foundation Trust





weather, athlete, birthday, bathroom, smoothie, mouthwash

Designed by: Olla Splitt 2009  
Updated by Rona Gaffney 2015

© Speech & Language Therapy, Humber NHS Foundation Trust



# Things That Go Together

th in the middle of words

toothbrush – toothpaste

feather – bird

birthday - cake

Original concept by Helen Jones/Marie Ostler July 1996  
Updated by Rona Gaffney 07.08.14

© Speech and Language Therapy, Humber NHS Foundation Trust





## How To Play

- Cut out the pictures and spread them out face down on the table.
- Take it in turns to choose 2 pictures.
- Try to find 2 pictures that go together e.g. knife and fork.
- If the pictures go together say “..... and ..... go together.”
- If the pictures don't go together say “..... and ..... do not go together.”
- Try to remember where the pictures are that may go together.
- Continue taking turns until all the pictures have been won.
- The winner is the one with the most pictures.





